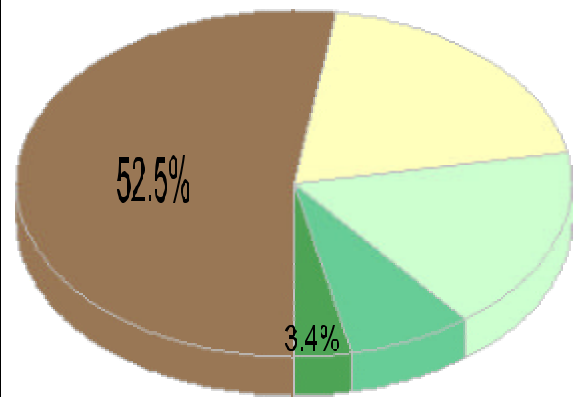
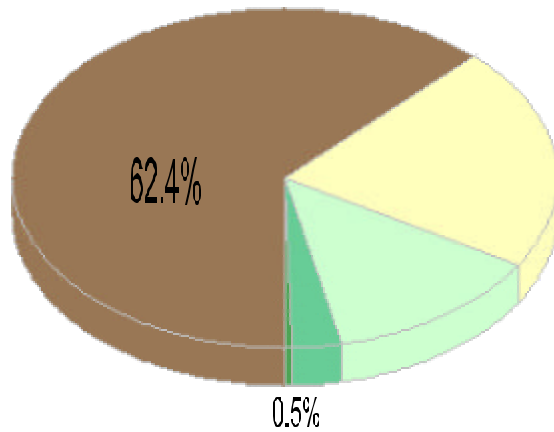



Price Field Office - entire area
(all lands, including BLM, NPS, USFS, private, Indian reservation)

Distance from roads	Existing conditions	SUWA proposal
Less than 0.5 miles	62.4%	52.5%
Less than 1 mile	83.7%	72.3%
Greater than 2 miles	3.4%	10.6%
Greater than 3 miles	0.5%	3.4%



Price Field Office—BLM and SITLA Lands Only

Distance from roads	Existing conditions	SUWA proposal
Less than 0.5 miles	54.5%	41.9%
Less than 1 miles	79.2%	64.5%
Greater than 2 miles	4.4%	13.8%
Greater than 3 miles	0.6%	4.4%

